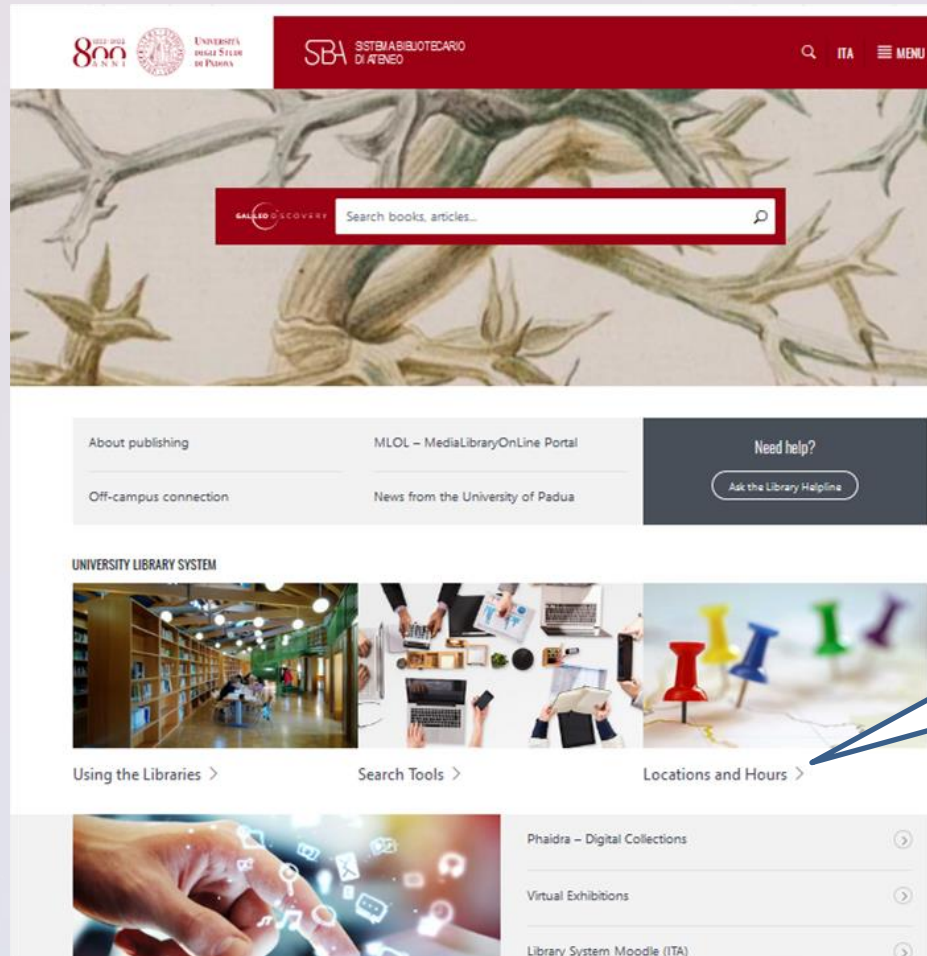


UNIVERSITÀ
DEGLI STUDI
DI PADOVA

Padova University Science Libraries



Padova University Libraries Homepage

<https://biblio.unipd.it/en>

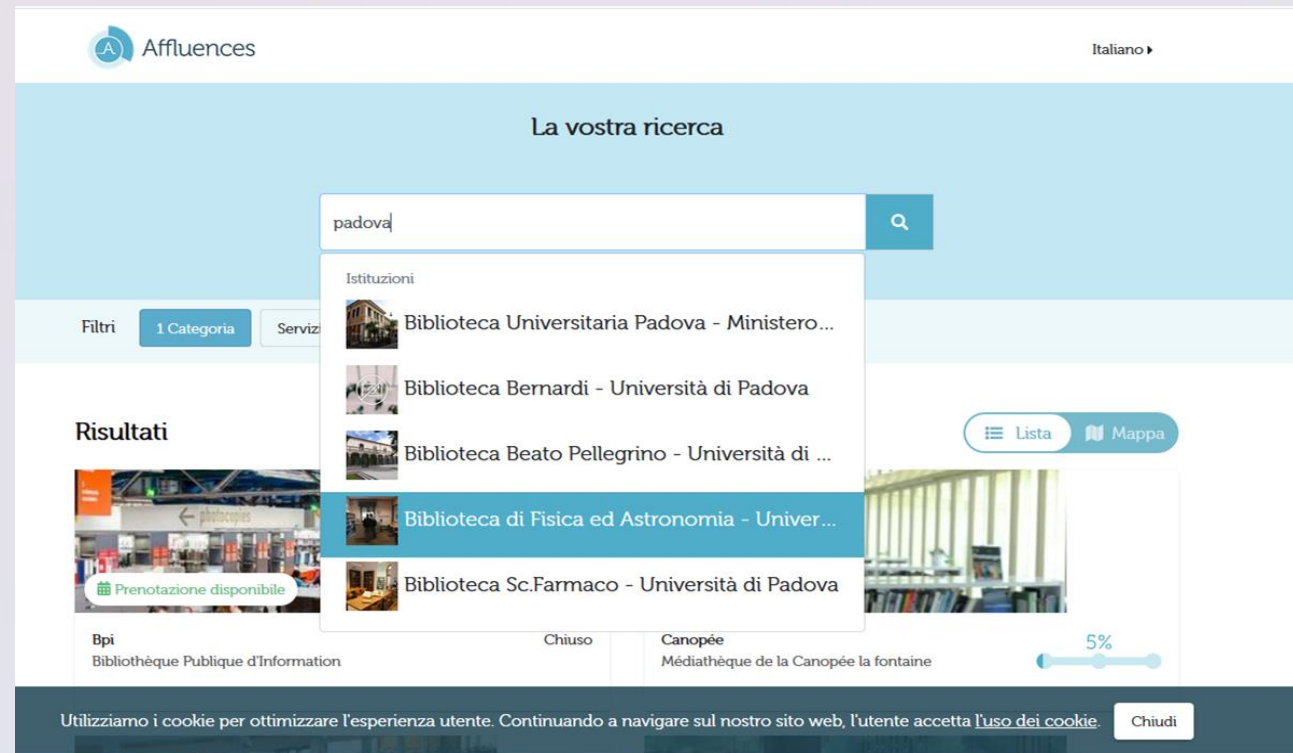
**Here you can find the
complete list of Padova
University Libraries with
timetable and maps**



Science Libraries

- Biblioteca Biologico-medica “A. Vallisneri” (Biological-Medical library)
- Biblioteca di Chimica “Cesare Pecile” (Chemistry library)
- Biblioteca di Fisica e Astronomia (Physics and Astronomy Libraries)
- Biblioteca di Geoscienze (Geosciences library)
- Biblioteca di Matematica (Mathematics library)

To access a library, you have to book your place using Affluences (web or app on GooglePlay or AppStore)




The screenshot displays the Affluences website interface. At the top left is the Affluences logo, and at the top right is the language selector set to 'Italiano'. The main heading is 'La vostra ricerca'. A search bar contains the text 'padova' with a magnifying glass icon. Below the search bar, a dropdown menu titled 'Istituzioni' lists several libraries: 'Biblioteca Universitaria Padova - Ministero...', 'Biblioteca Bernardi - Università di Padova', 'Biblioteca Beato Pellegrino - Università di ...', 'Biblioteca di Fisica ed Astronomia - Univer...', and 'Biblioteca Sc.Farmaco - Università di Padova'. The 'Biblioteca di Fisica ed Astronomia' entry is highlighted. To the left of the search results, there are filters for '1 Categoria' and 'Servizi'. Below the search bar, there are buttons for 'Lista' and 'Mappa'. The 'Risultati' section shows a preview of a library with a 'Prenotazione disponibile' badge. At the bottom, there is a cookie consent banner with a 'Chiudi' button.



At Padova University libraries you can:

- ✓ Access to printed and electronic materials such as books, journals, maps etc.
- ✓ Borrow books
- ✓ Borrow or use Notebook
- ✓ Print or photocopy
- ✓ Study
- ✓ (Attend training workshops on how to use library resources)







Most books and journals are kept on open shelves. You can browse them and choose the items you are interested in.

Standard-loan books can be borrowed for 30 days.


If you find coloured sticks on the books they usually are for exams and



The book cannot be borrowed



The book can be borrowed from 5 p.m. and returned by 10 a.m. of the next working day

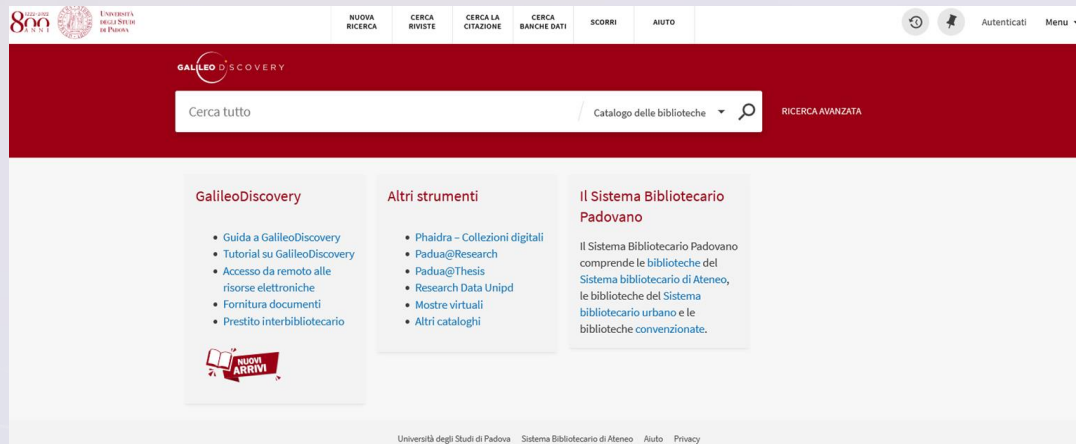


The book can be borrowed for 15 days

*Ask the librarians
how you can renew
your loans



You can search the **Galileo Discovery** tool to locate a specific item or to start a research on a chosen subject.



The screenshot shows the Galileo Discovery website interface. At the top, there is a navigation bar with links for 'NUOVA RICERCA', 'CERCA RIVISTE', 'CERCA LA CITAZIONE', 'CERCA BANCHE DATI', 'SCORRI', and 'AIUTO'. Below this is a search bar with the text 'Cerca tutto' and a dropdown menu for 'Catalogo delle biblioteche'. The main content area is divided into three columns: 'GalileoDiscovery' with links to guides and tutorials, 'Altri strumenti' with links to digital collections and research services, and 'Il Sistema Bibliotecario Padovano' with a description of the library system. A 'RICERCA AVANZATA' button is visible on the right side of the search bar.

Ask the librarians for information about short trainings to use **Galileo Discovery**.



Galileo Discovery is the main access to the **Digital Library**

e-journals

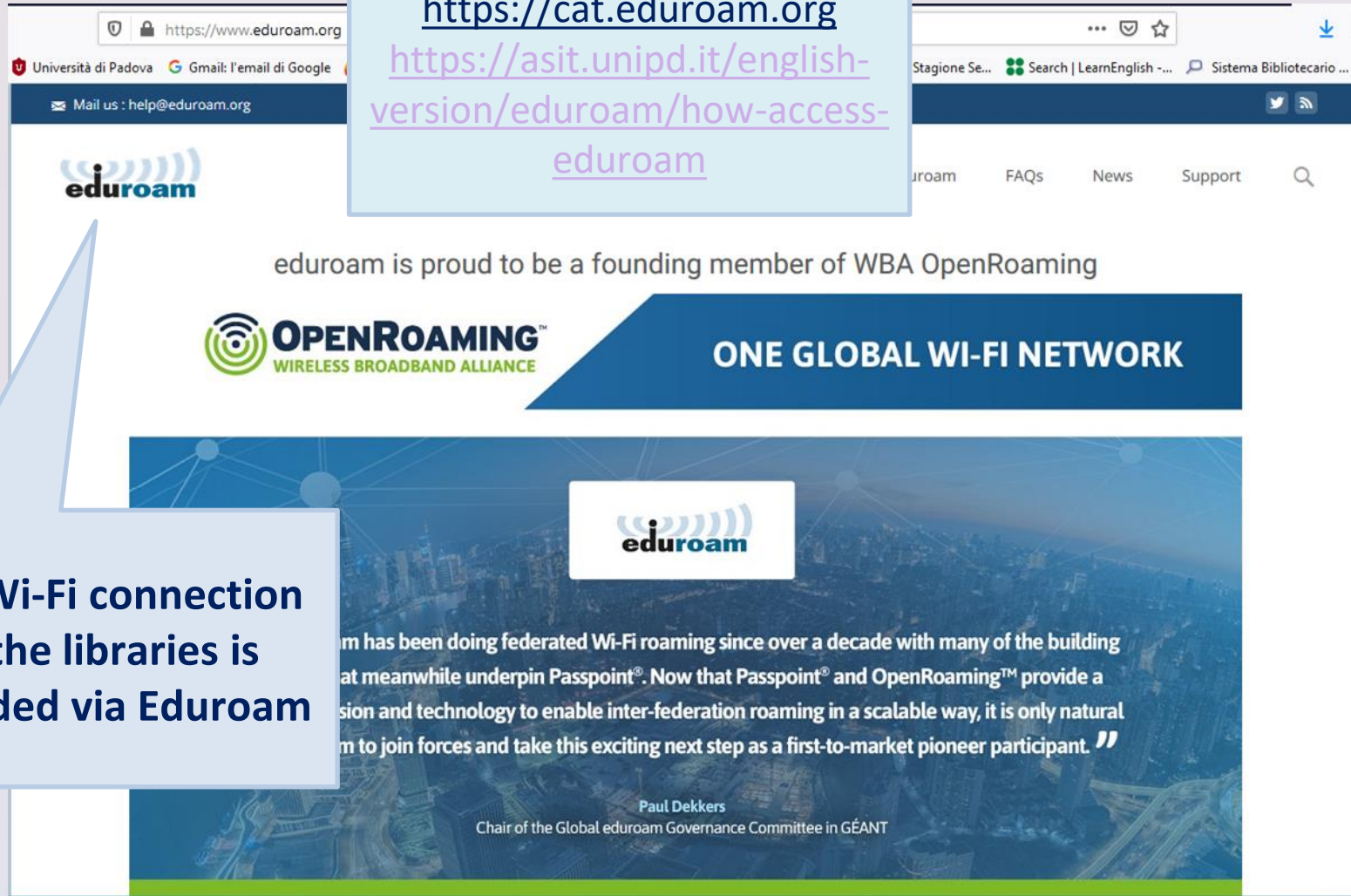


thesis

e-books

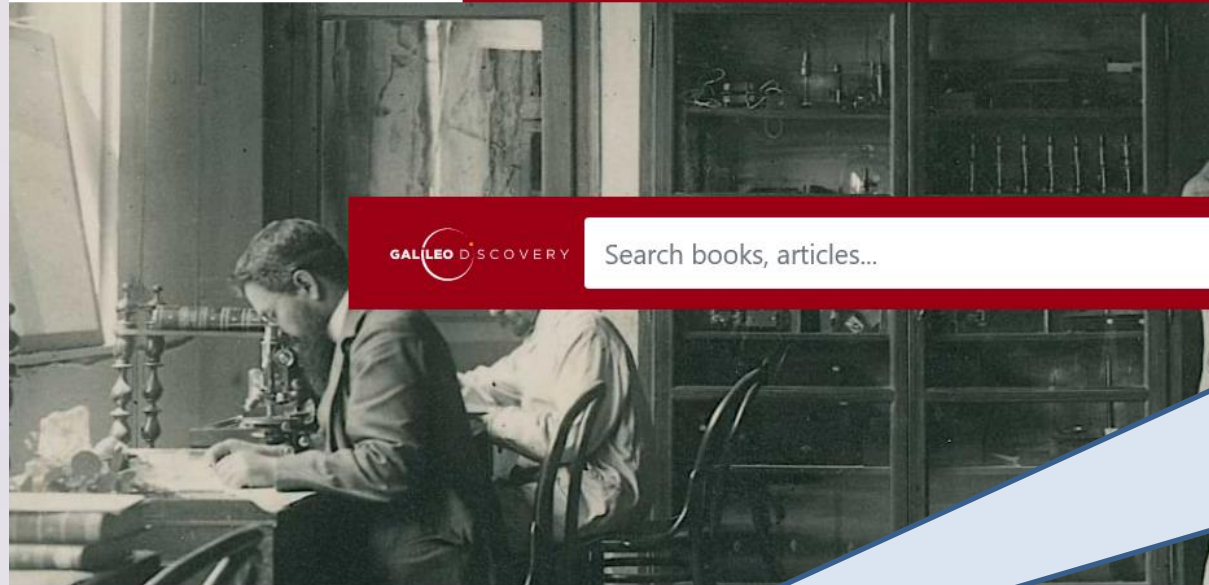
databases

<https://cat.eduroam.org>
<https://asit.unipd.it/english-version/eduroam/how-access-eduroam>



The screenshot shows the eduroam website. At the top, there is a navigation bar with the eduroam logo and the text "eduroam is proud to be a founding member of WBA OpenRoaming". Below this, there is a large blue banner with the OpenRoaming logo and the text "ONE GLOBAL WI-FI NETWORK". The main content area features a large image of a city at night with a network overlay, and the eduroam logo is centered over it. Below the image, there is a quote from Paul Dekkers, Chair of the Global eduroam Governance Committee in GÉANT, stating: "Our organization has been doing federated Wi-Fi roaming since over a decade with many of the building blocks that underpin Passpoint®. Now that Passpoint® and OpenRoaming™ provide a solution and technology to enable inter-federation roaming in a scalable way, it is only natural for us to join forces and take this exciting next step as a first-to-market pioneer participant."

The Wi-Fi connection
in the libraries is
provided via Eduroam



Search books, articles...

If you need to access payed resources, such as e-journals and ebooks, from outside the University local network, you need to activate the proxy server

<https://biblio.unipd.it/en/search-tools/off-campus-connection>

Some resources can be accessed via SSO (Single Sign On)

About publishing

MLOL Portal – Media Library Online

Need help?

Off-campus connection

News from the University of Padua

Ask the Library Helpline >



And...
if you need help or
information,
do not hesitate...
Ask a librarian!

Online Library Helpline

Need help?

Ask the Library Helpline