

MCGRAW HILL ACCESS

SUPPORT

SUBSCRIBE

MY PROFILE

McGraw Hill

Access
Medicine

Review Questions

Cases

Video & Audio


Study Tools

Books

More

Welcome, Università di Padova!

Access Provided by: Università di Padova




AccessMedicine

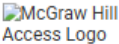
Compiled by the best minds in medicine.

Trusted medical education resources for learners, faculty, and clinicians.

Search AccessMedicine

Keyword






McGraw Hill
Access Logo


Authoritative, trusted, and continuously updated, McGraw Hill's Access delivers unlimited access to expert content on- and off-campus, and on any device, so you can learn your way.

AccessMedicine is your go-to Access collection of medical learning resources featuring hundreds of [books](#), [review questions](#), [cases](#), [videos](#), [podcasts](#), [infographics](#), [interactive 3D modules](#) and more across the basic sciences and clinical specialties.

Download on the
App Store

GET IT ON
Google Play





a cura di Luisa Banzato

Biblioteca Pinali ultimo aggiornamento novembre 2024

AccessMedicine: cos'è e come si accede

AccessMedicine è una risorsa di area medica ad ampio spettro curata da un comitato di elevato prestigio accademico che offre supporto sia nella formazione medica che nella professione grazie a una piattaforma che raccoglie strumenti di supporto finalizzati a situazioni sia di studio che di pratica clinica.

La piattaforma comprende un'importante collezione di e-book su: esame clinico, procedure mediche, sicurezza del paziente, oltre a file audio e animazioni che illustrano concetti complessi in termini agevoli per gli studenti, e video relativi a concetti importanti tratti da testi fondamentali nella formazione medica quale Harrison's Principles of Internal Medicine.

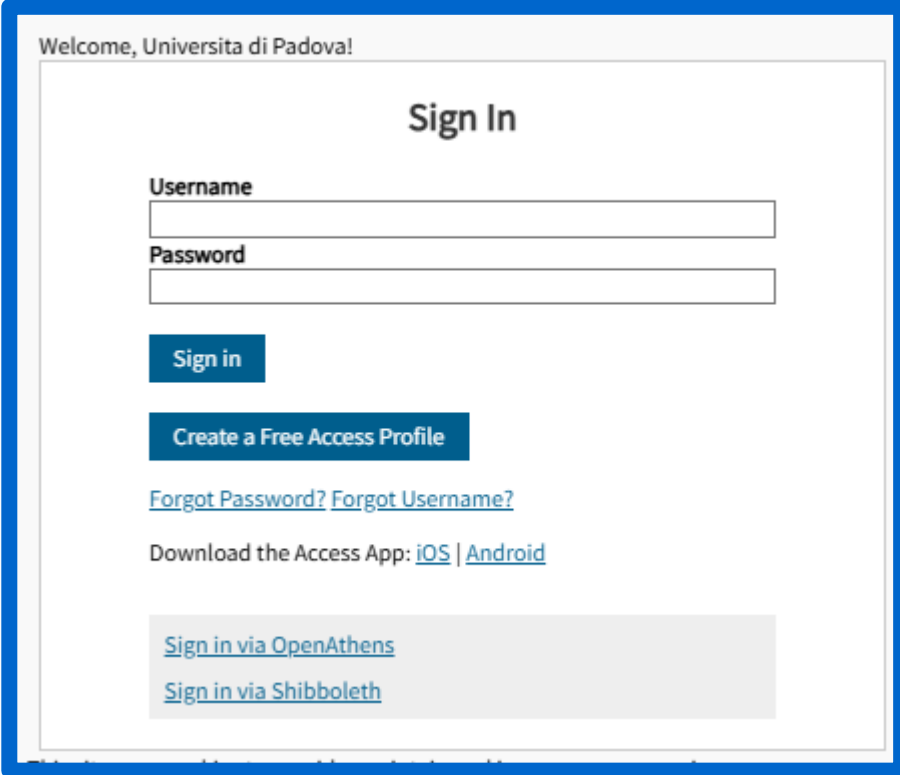

Si accede dal sito della Biblioteca Pinali <https://biblio.unipd.it/biblioteche/pinali>

da GalileoDiscovery <https://galileodiscovery.unipd.it/> – **anche dati inserendo il nome della risorsa Accessmedicine**

avendo attivato la **connessione da remoto** <https://biblio.unipd.it/strumenti-di-ricerca/connessione-da-remoto>

**Ricorda di selezionare Sign in via Shibboleth
come Federation Italy (IDEM)
come Institution Università di Padova**

AccessMedicine: autenticazione



Welcome, Università di Padova!

Sign In

Username

Password

[Sign in](#)

[Create a Free Access Profile](#)

[Forgot Password?](#) [Forgot Username?](#)

Download the Access App: [iOS](#) | [Android](#)

[Sign in via OpenAthens](#)

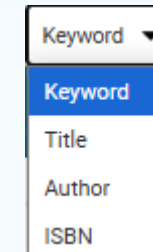

[Sign in via Shibboleth](#)

La creazione gratuita dell'account è indispensabile per:

- ✓ Accedere ovunque.
- ✓ Creare delle cartelle personali dove raggruppare ogni tipo di documento, immagine e video della risorsa.
- ✓ Accedere a tool particolari come Flashcards.
- ✓ Sottolineare i capitoli del libro e creare note.

AccessMedicine: ricerca contenuti

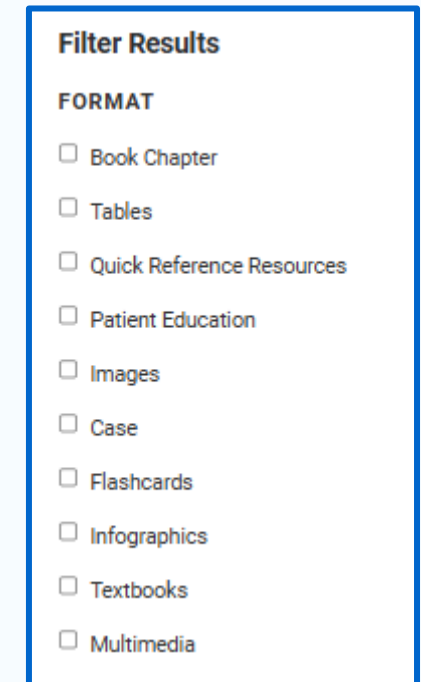
E' possibile cercare i contenuti di tutta la piattaforma utilizzando Search AccessMedicine



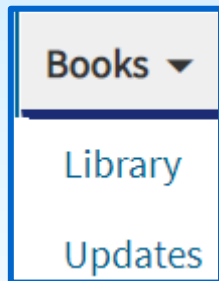
Operatori logici supportati: **AND** e **frase esatta** usando le virgolette.

I risultati possono essere filtrati per formato, per volume o per argomento e molto altro.


I termini ricercati sono evidenziati.




Books



L'elenco dei libri, costantemente aggiornati, è visibile dal menu Library sulla sinistra. Selezionando Updates si accede all'elenco di tutti i capitoli aggiornati.

I volumi sono suddivisi per disciplina e presentano link veloci ai capitoli, Review Questions, casi clinici e un box di ricerca all'interno di tutto il volume.  Sulla destra ulteriori funzionalità: Updates, Multimedia e per questo libro anche Podclass.

L'utente autenticato può selezionare il libro e inserirlo tra i preferiti selezionando la stella 




21st Edition
HARRISON'S
PRINCIPLES OF
INTERNAL
MEDICINE
LOSCALZO
FAUCI
KASPER
HAUSER
LONGO
JAMESON

Harrison's Principles of Internal Medicine, 21e

Joseph Loscalzo, Anthony Fauci, Dennis Kasper, Stephen Hauser, Dan Longo, J. Larry Jameson

[Go to Review Questions](#) [Go to Cases](#)

Search Textbook 

[Show Chapters](#) [Hide Chapters](#)

- + Part 1: The Profession of Medicine
- + Part 2: Cardinal Manifestations and Presentation of Diseases
- + Part 3: Pharmacology
- + Part 4: Oncology and Hematology
- + Part 5: Infectious Diseases
- + Part 6: Disorders of the Cardiovascular System
- + Part 7: Disorders of the Respiratory System

FEATURES

Textbook Updates


10/11/2024
Dupilumab for COPD with Blood Eosinophil Evidence of Type 2 Inflammation
Rebecca M. Baron, Joseph Loscalzo

10/09/2024
Finerenone for Treatment of Heart Failure with Mildly Reduced or Preserved Ejection Fraction
Amy L. Miller, Joseph Loscalzo

10/09/2024
Heart Failure with Moderate to Severe Mitral Regurgitation: Transcatheter Valve Repair
Amy L. Miller, Joseph Loscalzo

[View All Textbook Updates](#)

Multimedia

 VIDEO A11-31: Next, the LAD wire is removed and passed through the stent into the distal LAD.

Books: opzioni disponibili

Selezionando un capitolo del libro si visualizzano tutte le opzioni disponibili:

Selections – per accedere all'indice del capitolo

Download Chapter PDF – per ottenere il PDF del capitolo

Share – è possibile condividere il capitolo via mail o social con il proprio gruppo di studio

Get Citation – importare il riferimento bibliografico ad esempio in Mendeley o Zotero

Cercare all'interno del capitolo – visualizzare l'intero capitolo o solo le immagini – ascoltare l'audio



The screenshot displays the digital interface for 'Chapter 1: The Practice of Medicine' from Harrison's Internal Medicine. At the top left is the book's cover. The chapter title is prominently displayed in the center. Below the title, a row of icons provides various functions: 'Sections', 'Download Chapter PDF', 'Share', 'Get Citation', 'Search Book', and 'Annotate'. Two red arrows point to the 'Full Chapter' and 'Figures' tabs, which are located below this row. The main content area shows a section titled 'ENDURING VALUES OF THE MEDICAL PROFESSION'. A red arrow points to a 'Listen' button with a play icon, indicating an audio feature. Below this, a paragraph of text is displayed in an italicized font, discussing the responsibilities and values of a physician.

Chapter 1: The Practice of Medicine

The Editors

Sections Download Chapter PDF Share Get Citation Search Book Annotate

Full Chapter Figures

ENDURING VALUES OF THE MEDICAL PROFESSION

Listen

No greater opportunity, responsibility, or obligation can fall to the lot of a human being than to become a physician. In the care of the suffering, [the physician] needs technical skill, scientific knowledge, and human understanding. Tact, sympathy, and understanding are expected of the physician, for the patient is no mere collection of symptoms, signs, disordered functions, damaged organs, and disturbed emotions. [The patient] is human, fearful, and hopeful, seeking relief, help, and reassurance.




Books: sottolineare, annotare e creare gruppi di studio

Sul lato destro di ogni capitolo si trovano due icone   che permettono il collegamento a  **hypothes.is**

E' possibile sottolineare e creare delle note sui capitoli creando un account.

Le note possono essere public quindi è fondamentale creare un private group.

The practice of medicine has changed in significant ways since the first edition of this book appeared in 1950. The advent of molecular genetics, sophisticated new imaging techniques, robotics, and advances in bioinformatics and information technology have contributed to an explosion of scientific information that has changed fundamentally the way physicians define, diagnose, treat, and attempt to prevent disease. This growth of scientific knowledge is ongoing and accelerating.




The widespread use of electronic medical records    tered the way physicians access and exchange information as a routine part of medical practice (Fig. 1-1). As today's physicians strive to integrate copious amounts of scientific knowledge into everyday practice, it is critically important to

Help

× Close

Getting started

[About this version →](#)

1. To create an annotation, select text and then select the  *Annotate* button.
2. To create a highlight ([visible only to you](#)), select text and then select the  *Highlight* button.
3. To annotate in a private group, select the group from the groups dropdown. Don't see your group? Ask the group creator to send a [join link](#).
4. To reply to an annotation, select the  *Reply* button.

Book: immagini

Le immagini presenti in Access Medicine sono dotate di testo esplicativo.




FIGURE 1-1

Woodcuts from Johannes de Ketham's *Fasciculus Medicinae*, the first illustrated medical text ever printed, show methods of information access and exchange in medical practice during the early Renaissance. Initially published in 1491 for use by medical students and practitioners, *Fasciculus Medicinae* appeared in six editions over the next 25 years. *Left*: Petrus de Montagnana, a well-known physician and teacher at the University of Padua and author of an anthology of instructive case studies, consults medical texts dating from antiquity up to the early Renaissance. *Right*: A patient with plague is attended by a physician and his attendants. (Courtesy, U.S. National Library of Medicine.)

[View Full Size](#)

[Favorite Figure](#) ☆

[Download Slide \(.ppt\)](#)

Possono essere visualizzate sullo schermo Full Size e stampate. Selezionate e inserite tra i preferiti. Utilizzate per presentazioni mantenendo il logo dell'editore e i dati della citazione e del copyright.

Study Tools

Quiz e flashcard in supporto allo studio.

Per accedere a questa sezione bisogna autenticarsi!

[Sign In](#) | [Università di Padova](#)

Study Tools ▾

Clerkship Topics

Flashcards

Play Showdown!

Review Questions

FLASHCARDS

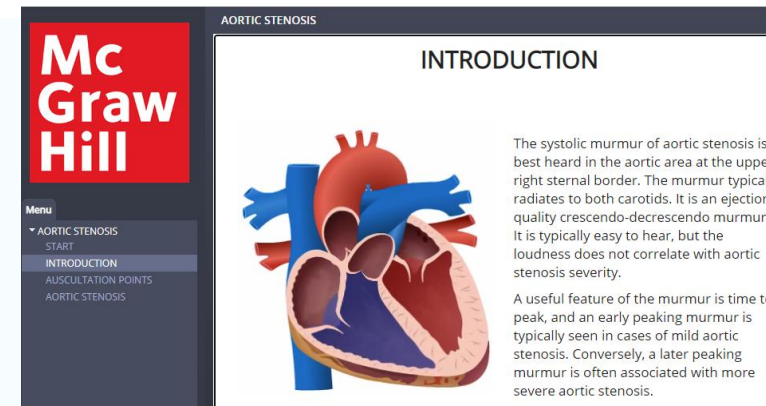
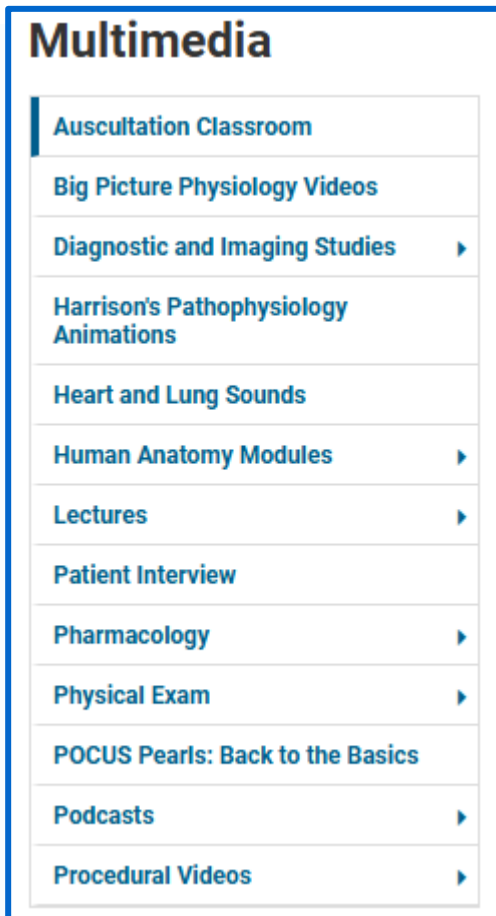
ACCESS Medicine

FLASHCARDS

AccessMedicine offers online flashcards to supplement your studies.
A select set of interactive flashcard content offers the following features:

Video & audio

Questa sezione include video didattici, inclusi esami fisici, procedure di base e avanzate, intervista al paziente, studi diagnostici e di imaging, animazioni e podcast. Per alcuni testi sono presenti anche Podclass: discussioni su principi chiave di medicina interna, S2D: discussioni sul ragionamento clinico e la pratica basata sull'evidenza.



Author(s): Daniel Shindler, M.D.

Auscultation Classroom fornisce agli utenti la possibilità di sentire un suono cardiaco anormale, guardando contemporaneamente un grafico dell'anomalia intracardiaca che si sta verificando. Gli studenti imparano le corrette tecniche di auscultazione per ogni soffio. I moduli presentano anche le basi riguardanti i risultati clinici associati ai mormorii.

Cases

Raccolta di casi clinici mirati.

Basic Science



Case Files: Anatomy 3e
Eugene C. Toy, Lawrence M. Ross,
Han Zhang, Cristo Papasakelariou



Case Files: Biochemistry 3e
Eugene C. Toy, William E. Seifert,
Jr., Henry W. Strobel, Konrad P.
Harms



Case Files: Microbiology 3e
Eugene C. Toy, Cynthia R. Skinner
Debord, Audrey Wanger, Chris
Mackenzie, Anush S. Pillai, James
D. Kettering



Case Files: Neuroscience 2e
Eugene C. Toy, Evan Yale Snyder,
Josh Neman, Rahul Jandial



Case Files: Pathology 2e
Eugene C. Toy, Margaret O.
Uthman, Uthman Ed, Earl J. Brown



Case Files: Pharmacology 3e
Eugene C. Toy, David S. Loose,
Shelley A. Tischkau, Anush S. Pillai



Case Files: Physiology 3e
Eugene C. Toy, Norman Weisbrodt,
William P. Dubinsky, Roger G.
O'Neil, Edgar T. Walters, Konrad P.
Harms

Cases

Acid-Base Disturbances

Case Files®

Clinical Neuroanatomy Cases

Family Medicine Board Review

Fluid/Electrolyte and Acid-Base Cases

G&G Pharm Cases

Internal Medicine Cases

Medical Microbiology Cases

Pathophysiology Cases

Vanderbilt IM/Peds Curriculum

Multimedia

Tutte le sezioni della piattaforma sono in costante aggiornamento e facilmente individuabili dalla annotazione **New!**



New! Video 07-04: Cardiac

Tamponade

16 secs

Near-complete collapse of the right ventricular and partial collapse of the right atrium are seen in this subxyphoid ultrasound view of the heart, suggesting cardiac tamponade.

Multimedia

Auscultation Classroom

Diagnostic and Imaging Studies

CT

Echocardiography

Emergency Medicine/Critical Care

Fetal Ultrasonography

Gastroenterology/Hepatology

Nephrology/Urology

Neurology

Ophthalmology

Pediatrics

Point-of-Care Ultrasound

Pulmonology

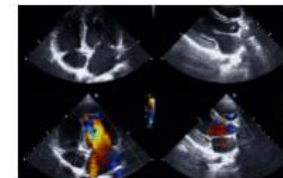
Rheumatology

Tools

Diagnostic and Imaging Studies



CT



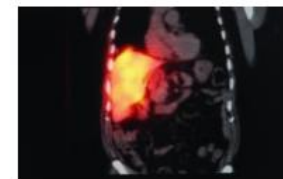
Echocardiography



Emergency Medicine/Critical Care



Fetal Ultrasonography



Gastroenterology/Hepatology



Nephrology/Urology

More: Quick Reference

Risposte veloci a diagnosi differenziali di una serie di scenari clinici comuni.

Quick Reference

[Quick Medical Diagnosis & Treatment](#)

[2 Minute Medicine®](#)

[DDx](#)

[Diagnostic Tests](#)

[Goodman & Gilman's : FDA Approvals](#)

[Huppert's Notes](#)

[Guidelines — Primary Care](#)

[View All →](#)



Daily Literature Reports by the 2 Minute Medicine® Publishing Group

2 Minute Medicine® (abbreviated 2MM) is an expert physician publishing group founded out of Harvard Medical School that provides concise, curated, and authoritative medical reports of breaking medical literature as well as seminal studies in medicine.

Diagnosaurus®



All Differential Diagnoses

[By Symptom](#)

[By Disease](#)

[By Organ System](#)

[Instructions](#)

[Copyright](#)

[How to Cite this Resource](#)

More: Drugs

Database di informazioni sui farmaci generici e classi di farmaci e i nomi commerciali.

Drug Monographs

All Drugs
Generics
Trade Names
Drug Classes
Patient Handouts

All Drugs

0 - 9 A B C D E F G H I J K L M N O P Q R S T U V W X Y Z

A&D Jr. [OTC]

A.E.R. Traveler [OTC]

A.E.R. Witch Hazel [OTC]

A+D Original [OTC]

A-200 Lice Treatment Kit [OTC]

A-200 Maximum Strength [OTC]

Abacavir

Basics

Clinical Pharmacology
Indications & Usage
Contraindications
Warnings/Precautions

Pregnancy & Lactation
Adverse Reactions
Interactions
Dosing
Administration

Storage & Compatibility
Monitoring
Patient Education
Additional Information
Pricing

References

Images	Description
 Formulation Details	Ziagen [QUALITY CARE] 300 mg
View all	

Patient Education Handouts

Opuscoli informativi per i pazienti.

Per accedere a questa sezione bisogna autenticarsi!

[Sign In](#) | [Università di Padova](#) ▼

Patient Education Handouts

Adult Advisor

Medicines Advisor

Pediatric Advisor

Sign in to your MyAccess profile to add a logo and/or personal message to your Patient Handout.

Adult Advisor

Language:

0-9 A B C D E F G H I J K L M N O P Q R S T U V W X Y Z

A1C Test for Diabetes



Abdominal Muscle Strain



Abdominal Muscle Strain Exercises



Abdominal Pain



Ablation Treatment of Heart Rhythm Problems



Abnormal Cells in the Cervix



Hospital Corner

Sezione dedicata a chi lavora in ospedale.

Hospital Corner

[Books](#)[Board Review](#)[Cases](#)[Harrison's Podclass](#)[Quick Reference](#)[Procedures](#)

Selected content for practicing providers



Books

Selected readings for practicing clinicians in all patient care environments.



Board Review

Prepare for boards with our renowned resources.



Cases

Test your clinical knowledge by using our proprietary cases as a guide.



Harrison's Podclass

Illuminating and engaging discussions on key principles of internal medicine, around board-style case vignettes from the acclaimed Harrison's Self Assessment and Board Review.



Quick Reference

Excellent on the go resources to quickly refresh your knowledge of select disease states.




Procedures

Hone your procedural skills with these tutorial videos derived from our world renowned resources.

Area personale



My Dashboard My Favorites Recently Viewed My Review Questions My Cases My Settings

Search McGraw-Hill Medical  About Search


Access Your Institution's Sites From Anywhere.


You have [remote access](#) from Università di Padova for 90 days.


Access Provided By:
Università di Padova


[AccessMedicine](#)
[AccessMedicine App](#)
[Subscription Details](#)

★ My Favorites

**Bullous Pemphigoid >**
From Current Medical Diagnosis and Treatment 2020 on AccessMedicine

**High Pressure in the Eye (Ocular Hypertension)**
From Patient Education Handouts on McGraw-Hill Medical

**Glaucoma: Surgery to Lower Eye Pressure**
From Patient Education Handouts on McGraw-Hill Medical

**TABLE 10-3**
From Basic & Clinical Pharmacology, 14e > Adrenoceptor Antagonist Drugs on McGraw-Hill Medical

[View All Favorites](#)

My Review Questions

Prepare for exams with thousands of interactive questions and keep track of them here.

[Learn More](#)

My Cases

[Cirrhosis](#)
Case Files: Anatomy 3e

[Coronary Artery Disease](#)
Case Files: Anatomy 3e

[Cell Types of the Nervous System](#)
Case Files: Neuroscience 2e

[View All Cases](#)

Puoi creare test di autovalutazione

Recently Viewed

Hai a disposizione la cronologia delle tue ricerche e selezioni

Salva capitoli, casi, video, immagini e tabelle nei tuoi preferiti.

My Folders

Puoi raggruppare i contenuti in cartelle

App



The AccessMedicine® app delivers invaluable point of care solutions for clinical practice which include:

- **Quick Medical Dx & Rx** is a collection evidence-based outlines of conditions and disorders most often encountered in medical practice.
- **Fitzpatrick's Color Atlas of Clinical Dermatology** facilitates dermatologic diagnosis with color images of skin conditions.
- **Differential Diagnosis Tool** allows you to browse 1,000 diagnoses by symptom, disease, or organ system at the point of care.
- **Diagnostic Tests** aids in the selection and interpretation of commonly used tests, including laboratory procedures in the clinical setting.



Download the AccessMedicine mobile app to your smartphone and tablet for access anytime, anywhere.



Ulteriori informazioni nel sito dell'editore <https://mheducation.libguides.com/accessmedicine>