



**Introduzione  
all'utilizzo di  
Comtrade**  
dati sul  
commercio  
internazionale

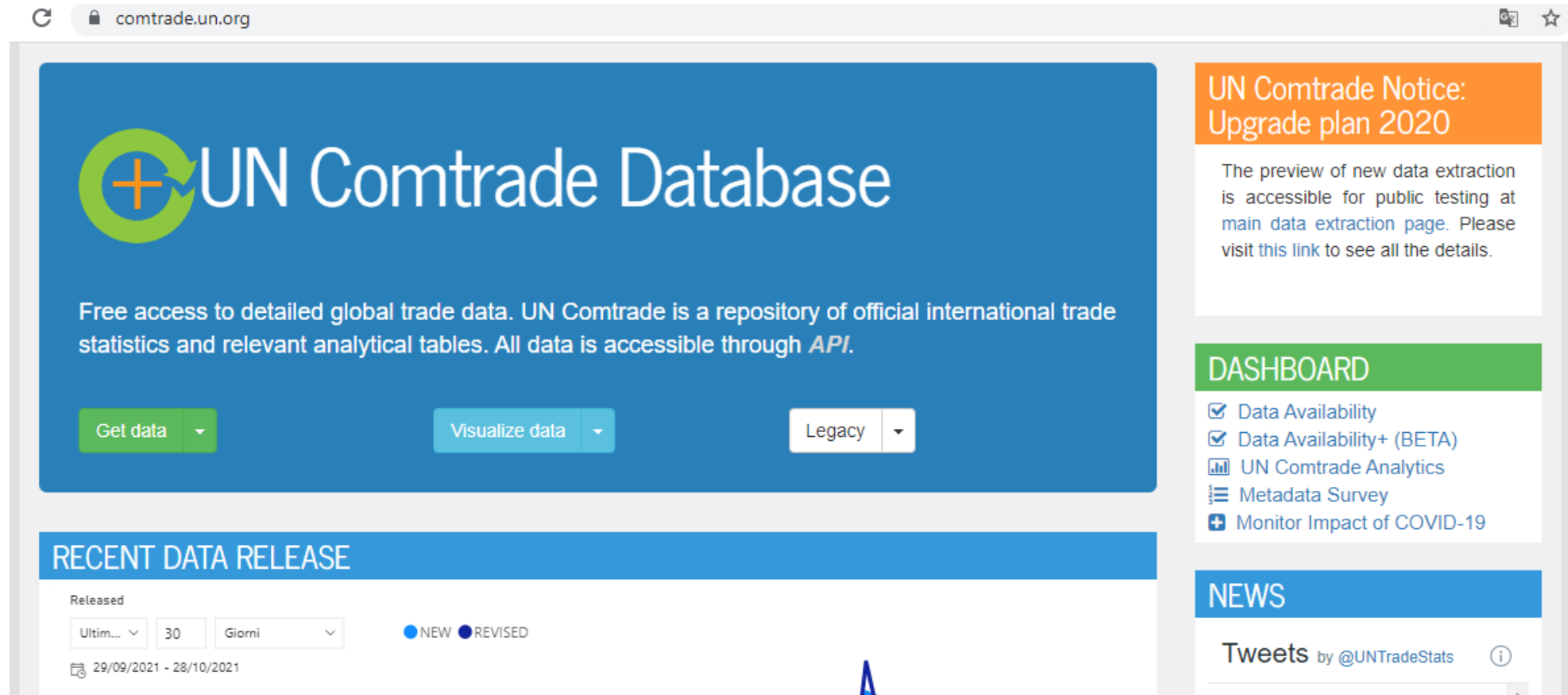
Shira Fano  
*29 Ottobre 2021*

# Comtrade

- Comtrade è il sistema informativo on-line dedicato alle **statistiche del commercio con l'estero** che forniscono, con cadenza mensile, un ricco patrimonio informativo sui flussi commerciali tra i diversi paesi del mondo.
- Il database è realizzato dalle Nazioni Unite e consente sia di visualizzare che di scaricare gratuitamente informazioni sugli scambi commerciali
- E' possibile accedere al database utilizzando il link <https://comtrade.un.org/> e non è necessaria un'autenticazione per accedere alla banca dati
- E' possibile accedere a serie storiche

# Comtrade

- Dalla homepage selezionare Get data



The screenshot shows the homepage of the UN Comtrade Database. The main header features the logo and the text "UN Comtrade Database". Below this, a blue banner contains the text: "Free access to detailed global trade data. UN Comtrade is a repository of official international trade statistics and relevant analytical tables. All data is accessible through API." At the bottom of this banner are three buttons: "Get data" (green), "Visualize data" (light blue), and "Legacy" (white). To the right, there is an orange notice box titled "UN Comtrade Notice: Upgrade plan 2020" with a link to the main data extraction page. Below the notice is a green "DASHBOARD" section with a list of features: "Data Availability", "Data Availability+ (BETA)", "UN Comtrade Analytics", "Metadata Survey", and "Monitor Impact of COVID-19". At the bottom left, there is a "RECENT DATA RELEASE" section with filters for "Released" (Ultim..., 30, Giorni) and "NEW" (blue dot) / "REVISED" (black dot) data. The date range is "29/09/2021 - 28/10/2021".

comtrade.un.org

## UN Comtrade Database

Free access to detailed global trade data. UN Comtrade is a repository of official international trade statistics and relevant analytical tables. All data is accessible through *API*.

Get data Visualize data Legacy

### UN Comtrade Notice: Upgrade plan 2020

The preview of new data extraction is accessible for public testing at [main data extraction page](#). Please visit [this link](#) to see all the details.

### DASHBOARD

- ✓ Data Availability
- ✓ Data Availability+ (BETA)
- UN Comtrade Analytics
- Metadata Survey
- + Monitor Impact of COVID-19

### RECENT DATA RELEASE

Released

Ultim... 30 Giorni

● NEW ● REVISED

29/09/2021 - 28/10/2021

### NEWS

Tweets by @UNTradeStats

# Comtrade – Flussi import/export ITA

comtrade.un.org/data/

UNITED NATIONS » DEPARTMENT OF ECONOMIC AND SOCIAL AFFAIRS » STATISTICS DIVISION » TRADE STATISTICS

UN Comtrade Database

Extract data ▾

Data Availability ▾

Metadata ▾

Reference ▾

Knowledge base

API portal

Dear users, our Comtrade API is experiencing some technical difficulties. To avoid a complete disruption in our service we have restricted to 10,000 records per call for our guests users. **Premium users** are not being affected by this measure. Thank you for your understanding.

## 1. Type of product & Frequency

### Type of product

Goods  Services

### Frequency

Annual  Monthly

## 2. Classification

### HS

As reported  92  96  02  07  12  17

### SITC

As reported \*  Rev. 1  Rev. 2  Rev. 3  Rev. 4

### BEC

BEC

## 3. Select desired data

### Periods (year)

All or a valid period. Up to 5 may be selected.

### Reporters

All or a valid reporter. Up to 5 may be selected. All may only be used if a partner is selected.

### Partners

World, All, or a valid reporter. Up to 5 may be selected. All may only be used if a reporter is selected.

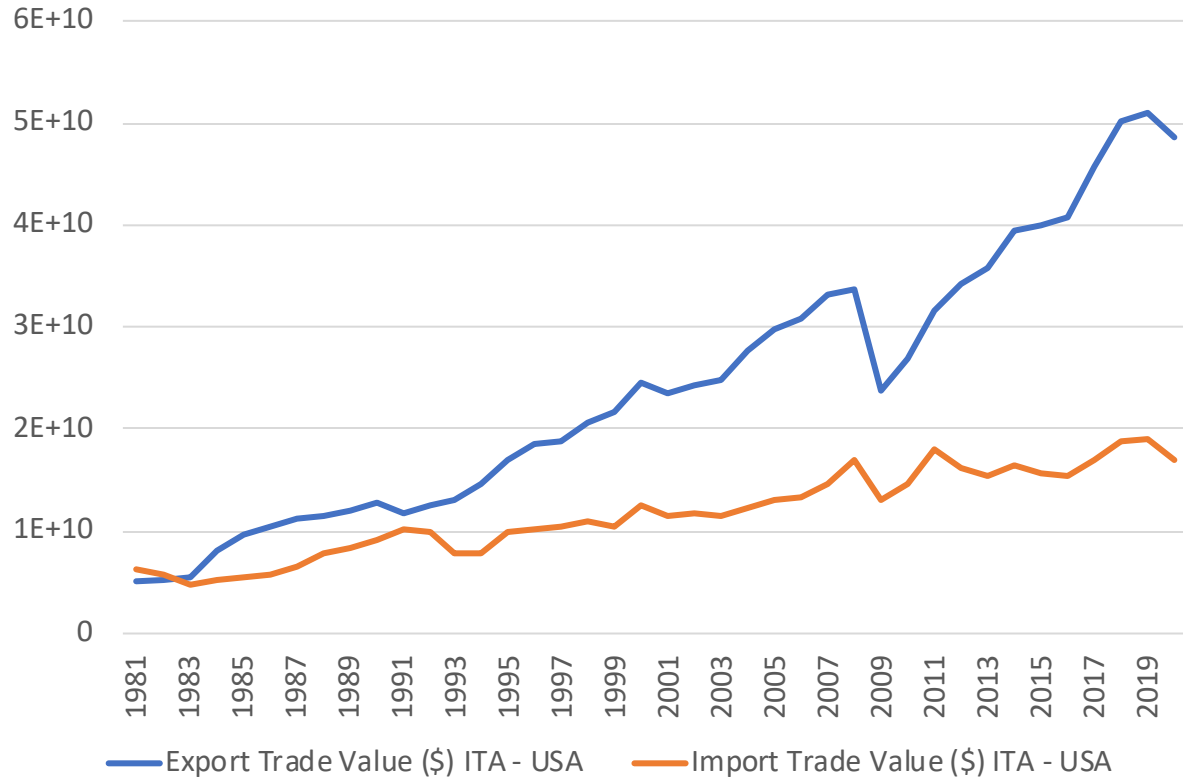
### Trade flows

All or select multiple trade flows.

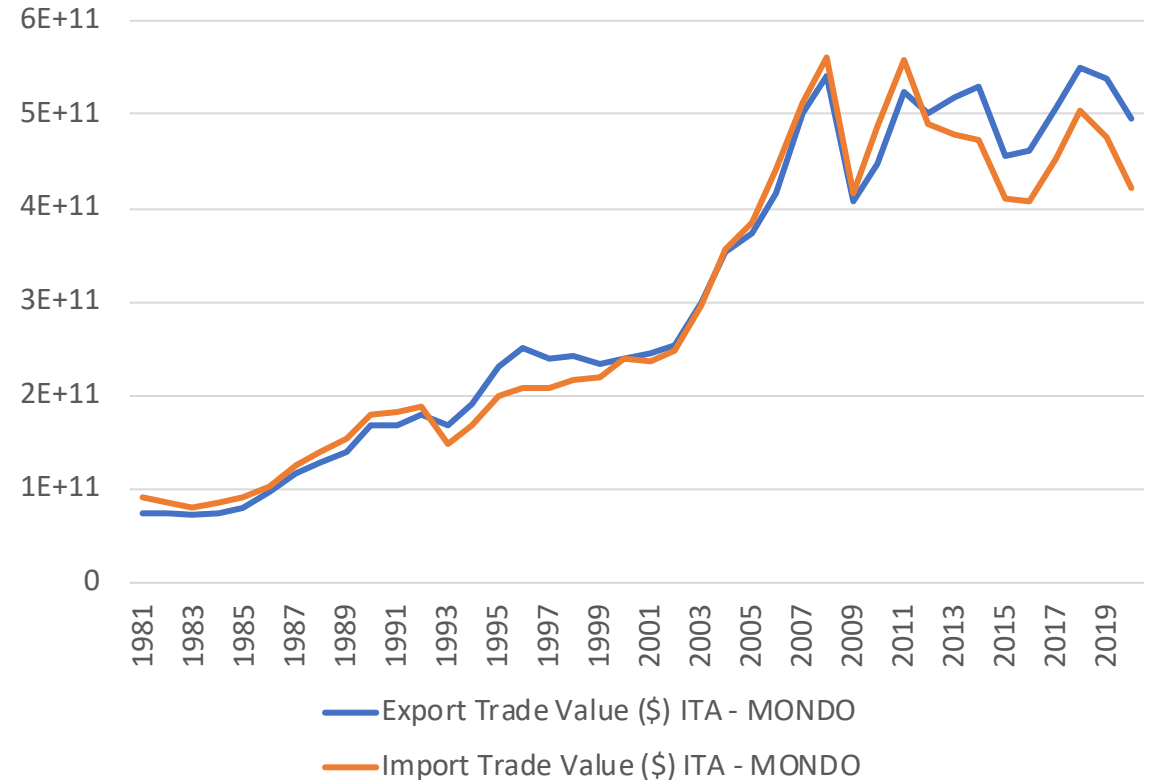
### SITC Rev. 2 commodity codes



Import/export ITA / USA



Import/export ITA / MONDO



# Confronto export ITA - Albania

comtrade.un.org/data/

UNITED NATIONS » DEPARTMENT OF ECONOMIC AND SOCIAL AFFAIRS » STATISTICS DIVISION » TRADE STATISTICS

UN Comtrade Database Extract data Data Availability Metadata Reference Knowledge base API portal

Dear users, our Comtrade API is experiencing some technical difficulties. To avoid a complete disruption in our service we have restricted to 10,000 records per call for our guests users. **Premium users** are not being affected by this measure. Thank you for your understanding.

## 1. Type of product & Frequency

### Type of product

Goods  Services

### Frequency

Annual  Monthly

## 2. Classification

### HS

As reported  92  96  02  07  12  17

### SITC

As reported \*  Rev. 1  Rev. 2  Rev. 3  Rev. 4

### BEC

BEC

## 3. Select desired data

### Periods (year)

All

### Reporters

Italy  Albania

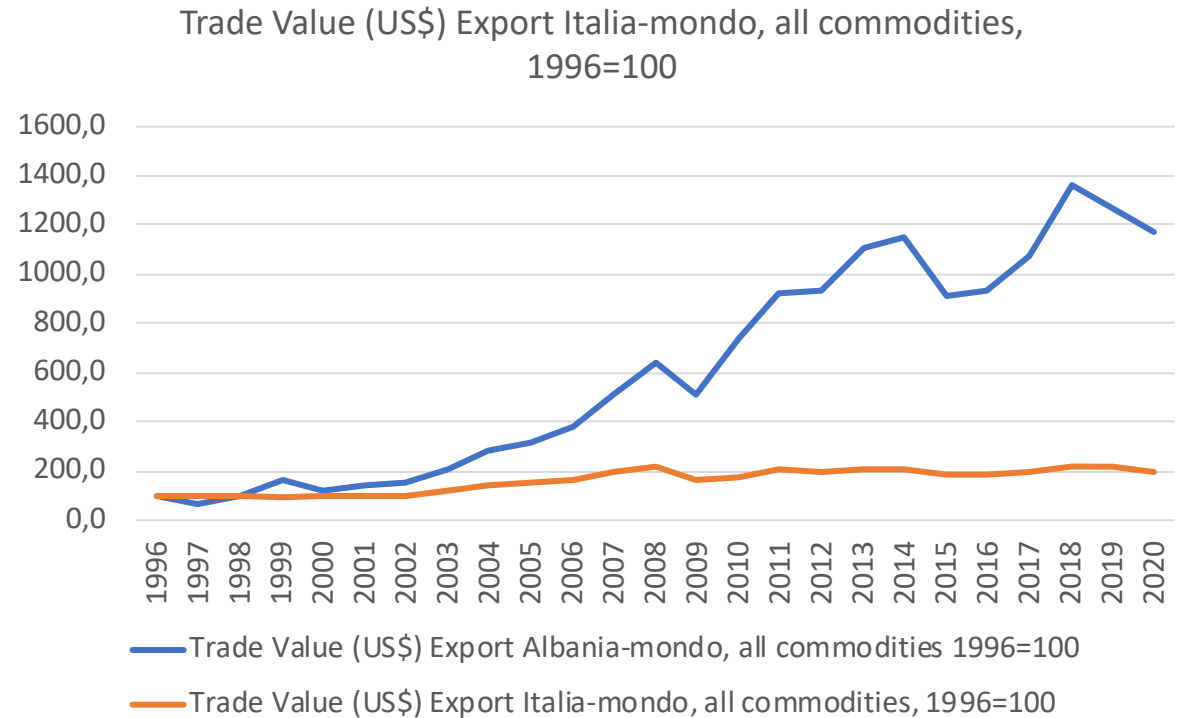
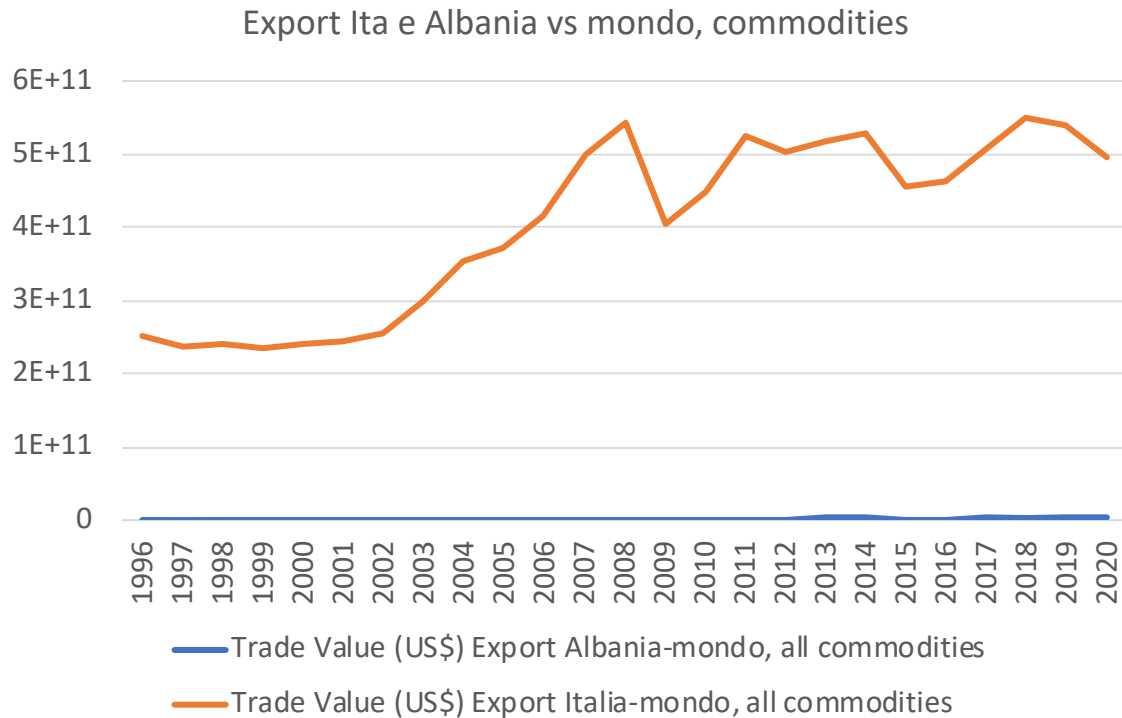
### Partners

World

### Trade flows

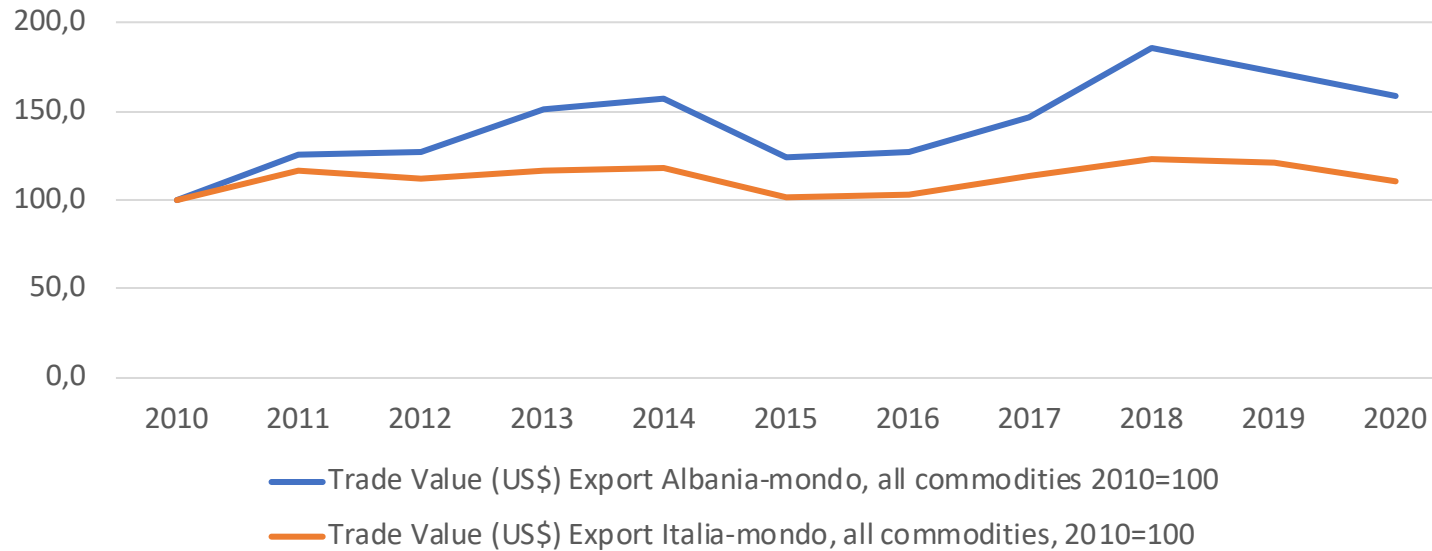
Export

# Confrontare grandezze diverse, anno 1996=100



# anno 2010=100

Trade Value (US\$) Export all commodities, 2010=100



37					
38	Year	Trade Value	Trade Value (US\$)	Trade Value (US\$) Export Albania-mond	Trade Value (US\$)
39	2010	1549955724	4,4684E+11	100,0	100,0
40	2011	1948207305	5,23256E+11	=B40/\$B\$39*100	117,1
41	2012	1967918947	5,01529E+11	127,0	112,2
42	2013	2331521928	5,18095E+11	150,4	115,9
43	2014	2430723644	5,29529E+11	156,8	118,5
44	2015	1929657032	4,56989E+11	124,5	102,3
45	2016	1967918947	4,61559E+11	127,0	102,3

# USA/Cina – import e export

## 1. Type of product & Frequency

### Type of product

Goods  Services

### Frequency

Annual  Monthly

## 2. Classification

### HS

As reported  92  96  02  07  12  17

### SITC

As reported \*  Rev. 1  Rev. 2  Rev. 3  Rev. 4

### BEC

BEC

## 3. Select desired data

### Periods (year)

All or a valid period. Up to 5 may be selected.

### Reporters

All or a valid reporter. Up to 5 may be selected. All may only be used if a partner is selected.

### Partners

World, All, or a valid reporter. Up to 5 may be selected. All may only be used if a reporter is selected.

### Trade flows

All or select multiple trade flows.

### SITC Rev. 2 commodity codes

All, Total, AG[X] or a valid code. Up to 20 may be selected. If you know the code number, e.g. 01 - Live animals, type 01. To search by description type a word, e.g. rice.

## 4. See the results

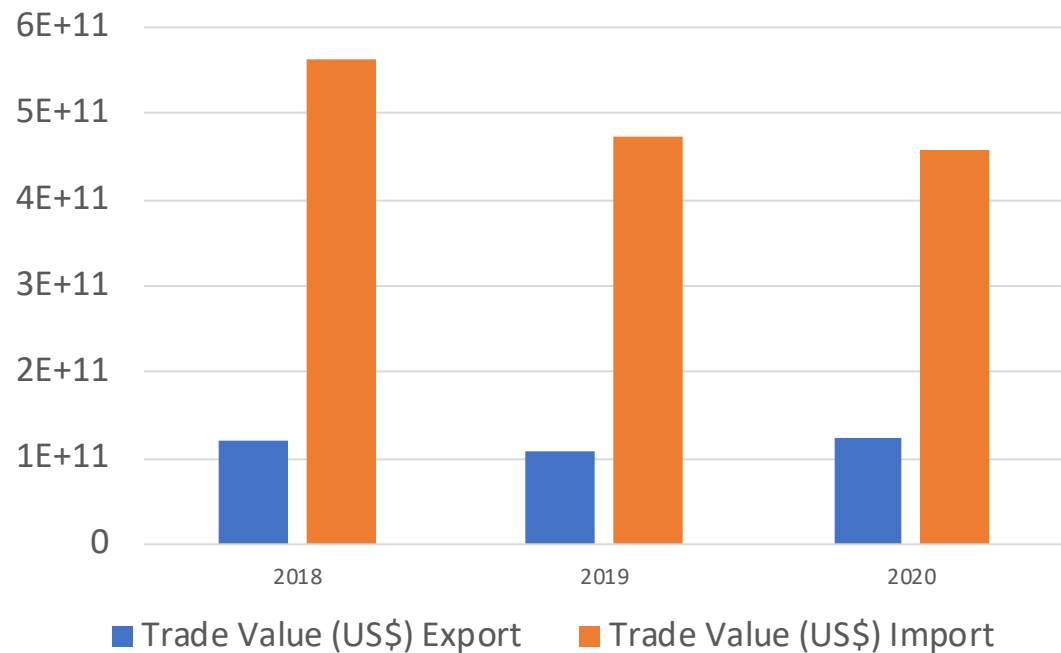
[Get data »](#) [Get data + »](#) [Download CSV ↓](#) [Download data + CSV ↓](#) [More information about data +](#)

Issues opening CSV in Excel? [See this Microsoft how-to.](#)

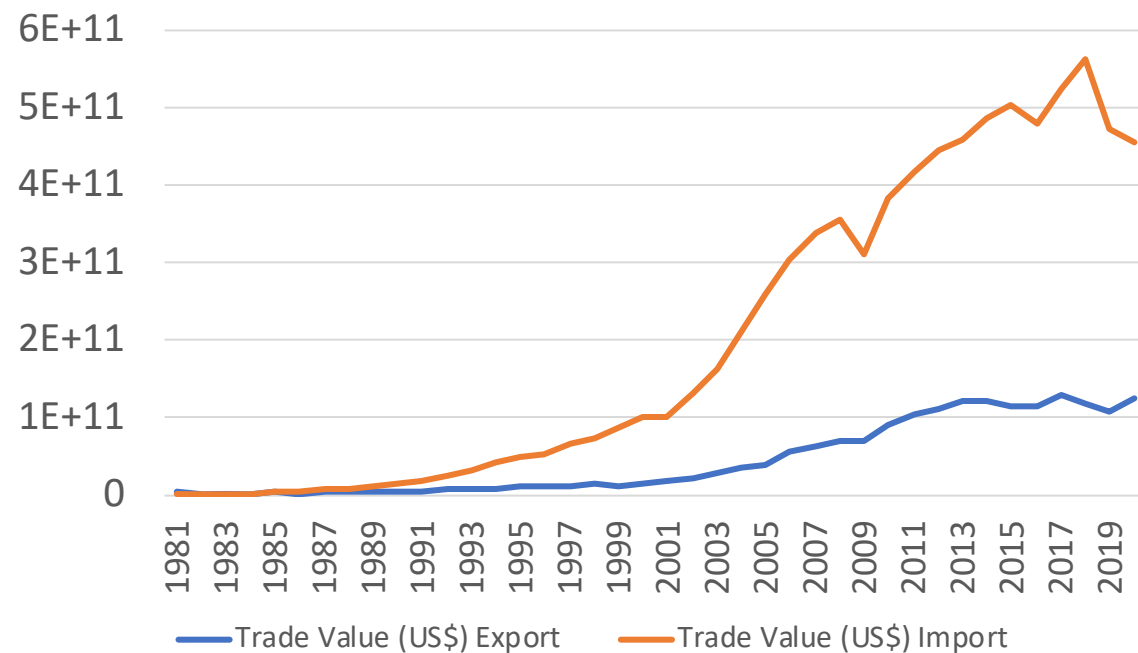


# USA/Cina

Import/Export USA-CINA



Import /export USA/Cina



# Italia, Francia, Germania, Spagna

## Type of product

Goods  Services

## Frequency

Annual  Monthly

## 2. Classification

### HS

As reported  92  96  02  07  12  17

### SITC

As reported \*  Rev. 1  Rev. 2  Rev. 3  Rev. 4

### BEC

BEC

## 3. Select desired data

### Periods (year)

× All

All or a valid period. Up to 5 may be selected.

### Reporters

× Italy × France × Germany

× Spain

All or a valid reporter. Up to 5 may be selected. All may only be used if a partner is selected.

### Partners

× Italy × France × Germany

× Spain

World, All, or a valid reporter. Up to 5 may be selected. All may only be used if a reporter is selected.

### Trade flows

× Import × Export

All or select multiple trade flows

### SITC Rev. 2 commodity codes

× 1121 - Wine of fresh grapes (including must)

× 057 - Fruit and nuts (not including oil nuts), fresh or dried

× 01 - Meat and meat preparations

All, Total, AG[X] or a valid code. Up to 20 may be selected. If you know the code number, e.g. 01 - Live animals, type 01. To search by description type a word, e.g. rice.

## Export TRADE VALUE (US\$), Italia 2020



# Esempio Formattazione condizionale

1992 Import	France	FRA	Germany	Meat and preparations	553.451.008,00	-0,87
1993 Import	France	FRA	Germany	Meat and preparations	500.565.600,00	-9,56
1994 Import	France	FRA	Germany	Meat and preparations	528.523.872,00	5,59
1995 Import	France	FRA	Germany	Meat and preparations	480.989.600,00	-8,99
1996 Import	France	FRA	Germany	Meat and preparations	378.483.328,00	-21,31
1997 Import	France	FRA	Germany	Meat and preparations	350.188.032,00	-7,48
1998 Import	France	FRA	Germany	Meat and preparations	358.977.600,00	2,51
1999 Import	France	FRA	Germany	Meat and preparations	368.540.736,00	2,66
2000 Import	France	FRA	Germany	Meat and preparations	341.599.409,00	-7,31
2001 Import	France	FRA	Germany	Meat and preparations	361.536.390,00	5,84
2002 Import	France	FRA	Germany	Meat and preparations	369.555.154,00	2,22
2003 Import	France	FRA	Germany	Meat and preparations	454.809.938,00	23,07
2004 Import	France	FRA	Germany	Meat and preparations	548.121.972,00	20,52
2005 Import	France	FRA	Germany	Meat and preparations	622.478.660,00	13,57
2006 Import	France	FRA	Germany	Meat and preparations	732.903.417,00	17,74
2007 Import	France	FRA	Germany	Meat and preparations	872.039.382,00	18,98
2008 Import	France	FRA	Germany	Meat and preparations	1.049.094.008,00	20,30
2009 Import	France	FRA	Germany	Meat and preparations	968.925.702,00	-7,64
2010 Import	France	FRA	Germany	Meat and preparations	939.940.445,00	-2,99
2011 Import	France	FRA	Germany	Meat and preparations	1.141.516.514,00	21,45
2012 Import	France	FRA	Germany	Meat and preparations	1.130.246.758,00	-0,99